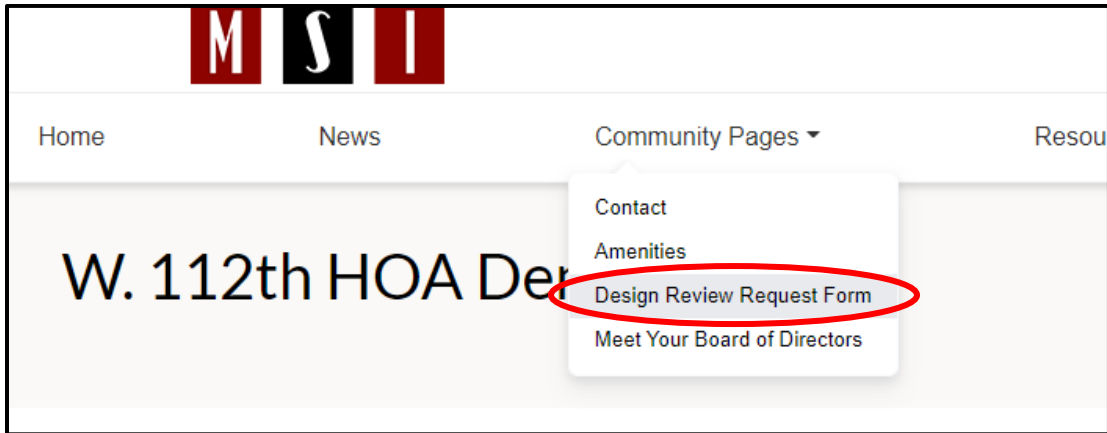
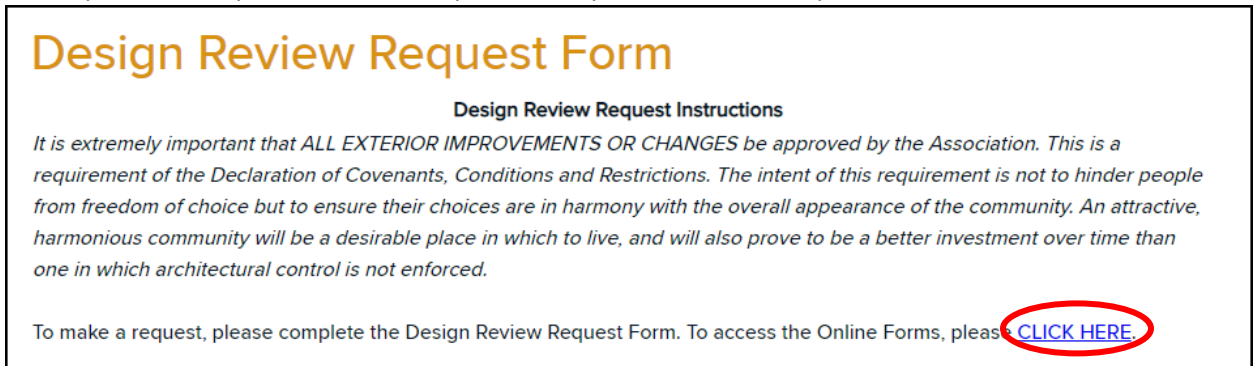


Architectural Request Submission Instructions

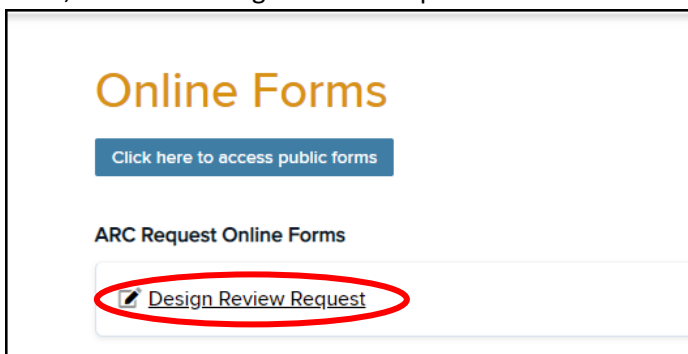
- 1) Under the Community Pages tab, select the Design Review Request Form page:



- 2) Please be sure to review all information on this page, it will provide detailed instructions for your submission.
- 3) When you are ready to fill out the Request form, please click on the provided link:



- 4) Then, select the Design Review Request form from the available options:



- 5) Please review all information on the form and be sure to fill out each area appropriately. When the form is complete, select the SUBMIT button to submit your Request.
- 6) Once submitted, you will receive email notifications as your Request is processed.

If you have any questions on the Review process, please contact your Community Manager.